

KDM

GARDEN  
PRODUCTS

2024



INNOVATION • QUALITY • VARIETY



# 2024 GARDEN PRODUCTS RANGE



We are proud of our exceptional and inspiring range of added value outdoor timber products.

For the 2024 season KDM have made some important additions enhancing our reputation as the leading supplier of outdoor added value timber products. The focus of our product range is to provide exceptional quality and product variety to suit all tastes and budgets.



Whilst developing our outdoor timber products range we have remained true to our core values of building successful and sustainable business partnerships. To reinforce our commitment to the environment we hold FSC® and PEFC Chain of Custody Certification.

We pride ourselves on our quality, range of product groups, stock holding, distribution facilities and offering a prompt delivery service throughout the UK and Ireland. In line with industry and treatment standards, for in-ground contact products, all of KDM's planed and sawn posts are produced from Redwood only, cut 2/4ex log, kiln dried to 18-28% moisture content and pressure treated to Use Class 4.

All of KDM's products are manufactured from selected softwood, stainless steel fixings and treated with a high quality preservative. With the exception of our Willow, Hazel and Oak all other products are supplied pressure treated to enhance the decorative style and protect the timber from insect infestation, fungal decay and rot. The treatment colour may vary depending on timber species and chemicals. The colour will fade as the timber is exposed to weather conditions and further staining will be required to enhance the products appearance.

**"KDM's aim is to offer exclusive and original products that meet the very highest standards of timber manufacturing. We are committed to providing our customers the ultimate in quality products, unrivalled service and value for money."**



Look for our FSC® certified products



Buying products identified with either schemes logo helps support the growth of responsible forest management worldwide.

'The global benchmark for responsible forest management' The FSC® logo identifies products which contain wood from well-managed forests, and other controlled sources, certified in accordance with the rules of the Forest Stewardship Council®.

The PEFC logo identifies products which contain wood from well-managed forests certified in accordance with the rules of the Programme for the Endorsement of Forest Certification Schemes.



# CONTENTS

## FENCE PANELS, POSTS & ACCESSORIES



*Omega Lattice Top*



*Tongue & Groove*



*Slatted Panels*



*Anthracite Grey Superior Double Slatted*



*Black Square Horizontal*



*Premium Woven*



*Willow Hurdles*



*Hazel Hurdles*

## FENCE PANELS

<i>Product</i>	<i>Page</i>
<b>Venetian</b>	6
<b>Superior Double Slatted Panel</b>	7
<b>Slatted Panels</b>	8-9
<b>Tongue &amp; Groove</b>	10
<b>Black Square Horizontal</b>	11
<b>Omega Lattice Top</b>	12-13
<b>Square Horizontal</b>	14-15
<b>Hazel &amp; Willow Hurdles</b>	16
<b>Horizontal Lattice Top</b>	17
<b>Tongue &amp; Groove Lattice Top</b>	18
<b>Arched Lattice Top</b>	19
<b>Arched Horizontal</b>	19
<b>'V' Arched</b>	20
<b>Premium Woven</b>	21
<b>Elite Slatted Top</b>	22
<b>Omega Lattice</b>	22
<b>Featheredge</b>	23
<b>Double Sided Paling</b>	24

## PLANED FENCING COMPONENTS & ACCESSORIES

*page 26-28*





# CONTENTS

## GATES



Tongue & Groove  
Arched Top  
Horizontal Top  
Featheredge  
Garden



*See pages 29-33 for our full range*

## BORDER & DECK PANELS



Elite Cross Top  
Cross Top  
Slatted Border  
Angle Top



*See pages 34-35 for our full range*

## DECORATIVE LATTICE



Diamond Lattice  
Privacy Lattice  
Heavy Diamond Lattice  
Planed Square Trellis



*See pages 36-39 for our full range*

## PICKET PANELS, GATES & COMPONENTS



Round Top Picket (Panel & Gate)  
Elite Round Top Picket (Panel & Gate)  
Premium Picket Gate  
Components



*See pages 40-42 for our full range*

## DECK BOARDS & DECKING ACCESSORIES



Newels  
Spindle  
Handrails & Fillet  
Decking Boards



*See page 43 for our full range*



# CONTENTS

## ARCHES & PERGOLA COMPONENTS

*See pages 44-45 for our full range*



Omega Top Arch  
Elite Omega Top Arch  
Rose Arch  
Flat Top Arch  
Pergola Components



## GARDEN FURNITURE

*See pages 46-49 for our full range*



A Frame Tables  
Round Table & Seats  
Benches  
Swing Seat  
Carver & Conversation Table  
Dining Sets



## SAWN FENCING, CLADDING & CREOSOTE PRODUCTS

*See pages 50-51 for our full range*

**15 YEAR  
WARRANTY**



4-way Pointed Posts  
Rails  
Black Double  
Painted Featheredge


Cundy Poles  
4-way Pointed  
Posts  
Gate Posts  
Rails

**25 YEAR  
DESIRED  
SERVICE LIFE**



## MACHINE ROUNDS

*See page 52 for our full range*



Use Class 4 Machine Rounds  
Use Class 3 Machine Rounds

**15 YEAR  
DESIRED  
SERVICE LIFE**



## LANDSCAPING & GARDEN PRODUCTS

*See pages 53-55 for our full range*



Oak Sleepers  
Softwood Sleepers  
Planed Softwood Sleepers  
Site Pegs  
Log Roll  
Planters  
Log Store  
Double Dustbin Cover





# FENCE PANELS, POSTS & ACCESSORIES



## VENETIAN

*Sizes*

180cm x 180cm

180cm x 90cm

*Order Code*

VP180

VP90



**FENCE  
POSTS**  
SEE PAGE 26

## SMOOTH PLANED PINE POSTS 4 way rounded top

*Size – 2/4 ex log*

100mm x 100mm x 2.4m

PAR to finish 90mm x 90mm

*Order Code*

SP100 - 2.4





# FENCE PANELS, POSTS & ACCESSORIES

**ON TREND**

**GATE TO MATCH**  
SEE PAGE 31



## SUPERIOR DOUBLE SLATTED PANEL & GATE

<i>Size</i>	<i>Order Code</i>
Panel 180cm x 180cm	SDS180
Gate 180cm x 90cm	SDSG180
SDS150/120 & 90	Special Order only



## ANTHRACITE

Panel 180cm x 180cm	SDS180AG
Gate 180cm x 90cm	SDSG180AG



Slats & Battens = 15mm x 45mm, Smooth Planed with Rounded Edges. Gaps = 25mm. Discreet fixings create a genuine dual faced panel. For a seamless run the panels can be supported from the back. Anthracite panels: Dried to 20% moisture content prior to colour finish with three coats. Scratches may occur during transportation, and is not considered a fault, should touch-up paintwork be required reference RAL 7024 colour chart.



# FENCE PANELS, POSTS & ACCESSORIES

**TOP PICK  
FOR 2024**



## SLATTED PANEL

<i>Size</i>	<i>Order Code</i>
180cm x 180cm	SLA180

## SLATTED WING PANEL *(inset)*

180cm x 90cm	SW90
--------------	------



## SLATTED PANEL

<i>Size</i>	<i>Order Code</i>
150cm x 180cm	SLA150



# FENCE PANELS, POSTS & ACCESSORIES




## SLATTED PANEL

*Size*

120cm x 180cm

*Order Code*

SLA120



## SLATTED PANEL

*Size*

90cm x 180cm

*Order Code*

SLA90



## SLATTED PANEL

*Sizes*

60cm x 180cm

*Order Code*

SLA60



## SLATTED PANEL

*Sizes*

30cm x 180cm

*Order Code*

SLA30

Slats = 14mm x 45mm, Planed and Rounded Edges, Gaps = 10mm  
Framing = 45mm x 55mm, Planed and Rounded Edges



# FENCE PANELS, POSTS & ACCESSORIES

**3 HEIGHT  
OPTIONS**



## TONGUE & GROOVE FLAT TOP

<i>Size</i>	<i>Order Code</i>
180cm x 180cm	TGF180
150cm x 180cm	TGF150
120cm x 180cm	TGF120
30mm x 66mm x 1.8m	CAP5G

Image includes Premium Panel Capping. Sold separately (see Page 28)

**STYLISH PANELS  
IDEAL FOR PRIVACY,  
SECURITY AND  
NOISE CONTROL**

**IMPROVED  
FOR 2024**



## TONGUE & GROOVE ARCHED TOP

<i>Size</i>	<i>Order Code</i>
180cm x 180cm	TGA180



# FENCE PANELS, POSTS & ACCESSORIES

**NEW**

**3 HEIGHT  
OPTIONS**



Green pressure treated, dried to 20% moisture content prior to colour finish with two coats

## BLACK SQUARE HORIZONTAL

Size	Order Code
180cm x 180cm	SH180B
150cm x 180cm	SH150B
120cm x 180cm	SH120B

**FENCE  
POSTS**  
SEE PAGE 26



## PLANED & RIBBED PINE POSTS 4 way rounded top

Size – 2/4 ex log	Order Code
100mm x 100mm x 1.8m PAR to finish 90mm x 90mm	P100 - 1.8
100mm x 100mm x 2.4m PAR to finish 90mm x 90mm	P100 - 2.4
100mm x 100mm x 2.7m PAR to finish 90mm x 90mm	P100 - 2.7
75mm x 75mm x 1.8m PAR to finish 70mm x 70mm	P75 - 1.8
75mm x 75mm x 2.4m PAR to finish 70mm x 70mm	P75 - 2.4

Scratches may occur during transportation, and is not considered a fault, touch-up paint work may be required.



# FENCE PANELS, POSTS & ACCESSORIES

**BEST SELLING  
RANGE**



## OMEGA LATTICE TOP

<i>Size</i>	<i>Order Code</i>
180cm x 180cm	OLT180

## OMEGA WING *(inset)*

160cm x 90cm	OW160
--------------	-------



## OMEGA LATTICE TOP

<i>Size</i>	<i>Order Code</i>
90cm x 180cm	OLT90



## FENCE PANELS, POSTS & ACCESSORIES



### OMEGA LATTICE TOP

*Size*

*Order Code*

120cm x 180cm

OLT120



### OMEGA LATTICE TOP

*Size*

*Order Code*

150cm x 180cm

OLT150

Image includes planed gravel boards. See Page 28 for more details.  
Lattice = 12mm x 30mm, Planed and Rounded Edges, Inside Gap = 50mm



# FENCE PANELS, POSTS & ACCESSORIES

**BEST SELLING  
RANGE**



## SQUARE HORIZONTAL

*Size*

180cm x 180cm

*Order Code*

SH180

**A VERSATILE DUAL  
FACED RANGE**



## SQUARE HORIZONTAL

*Size*

150cm x 180cm

*Order Code*

SH150



# FENCE PANELS, POSTS & ACCESSORIES



## SQUARE HORIZONTAL

*Size*

*Order Code*

120cm x 180cm

SH120



## SQUARE HORIZONTAL

*Size*

*Order Code*

90cm x 180cm

SH90



# FENCE PANELS, POSTS & ACCESSORIES

**4 HEIGHT  
OPTIONS**



## HAZEL HURDLE

<i>Sizes</i>	<i>Order Code</i>
180cm x 180cm	HH180
150cm x 180cm	HH150
120cm x 180cm	HH120
90cm x 180cm	HH90

**IMPROVED  
FOR 2024**

**NOW INCLUDES  
TOP & BOTTOM FRAME**



## WILLOW HURDLE

<i>Sizes</i>	<i>Order Code</i>
180cm x 180cm	WH180F
150cm x 180cm	Special Order only
120cm x 180cm	Special Order only
90cm x 180cm	Special Order only

Framed top and bottom  
Non-framed available on request





# FENCE PANELS, POSTS & ACCESSORIES

**3 HEIGHT  
OPTIONS**



## HORIZONTAL LATTICE TOP

<i>Size</i>	<i>Order Code</i>
180cm x 180cm	HLT180
150cm x 180cm	HLT150
120cm x 180cm	HLT120

Lattice = 12mm x 30mm, Planed and Rounded Edges, Inside Gap = 50mm

**FENCE  
POSTS**  
SEE PAGE 26



## PLANED & RIBBED PINE POSTS 4 way rounded top

<i>Size – 2/4 ex log</i>	<i>Order Code</i>
100mm x 100mm x 1.8m PAR to finish 90mm x 90mm	P100 - 1.8
100mm x 100mm x 2.4m PAR to finish 90mm x 90mm	P100 - 2.4
100mm x 100mm x 2.7m PAR to finish 90mm x 90mm	P100 - 2.7
75mm x 75mm x 1.8m PAR to finish 70mm x 70mm	P75 - 1.8
75mm x 75mm x 2.4m PAR to finish 70mm x 70mm	P75 - 2.4



# FENCE PANELS, POSTS & ACCESSORIES

**3 HEIGHT  
OPTIONS**



TGLT150

## TONGUE & GROOVE LATTICE TOP

<i>Size</i>	<i>Order Code</i>
180cm x 180cm	TGLT180
150cm x 180cm	TGLT150
120cm x 180cm	TGLT120

Lattice = 8mm x 40mm, Planed and Rounded Edges, Framing = 45mm x 70mm, Planed and Rounded Edges, Inside Gap = 50mm

**FENCE  
POSTS**  
SEE PAGE 26



## SMOOTH PLANED PINE POSTS 4 way rounded top

<i>Size – 2/4 ex log</i>	<i>Order Code</i>
100mm x 100mm x 1.8m PAR to finish 90mm x 90mm	SP100 - 1.8
100mm x 100mm x 2.4m PAR to finish 90mm x 90mm	SP100 - 2.4



# FENCE PANELS, POSTS & ACCESSORIES



## ARCHED LATTICE TOP

*Size*

*Order Code*

180cm x 180cm

ALT180

Lattice = 12mm x 30mm, Planed and Rounded Edges, Inside Gap = 50mm



## ARCHED HORIZONTAL

*Size*

*Order Code*

180cm x 180cm

AH180



# FENCE PANELS, POSTS & ACCESSORIES

**3 HEIGHT  
OPTIONS**



## 'V' ARCHED

<i>Size</i>	<i>Order Code</i>
180cm x 180cm	VA180
150cm x 180cm	VA150
120cm x 180cm	VA120

VA120

**FENCE  
POSTS**  
SEE PAGE 26



## PLANED & RIBBED PINE POSTS 4 way rounded top

<i>Size – 2/4 ex log</i>	<i>Order Code</i>
100mm x 100mm x 1.8m PAR to finish 90mm x 90mm	P100 - 1.8
100mm x 100mm x 2.4m PAR to finish 90mm x 90mm	P100 - 2.4
100mm x 100mm x 2.7m PAR to finish 90mm x 90mm	P100 - 2.7
75mm x 75mm x 1.8m PAR to finish 70mm x 70mm	P75 - 1.8
75mm x 75mm x 2.4m PAR to finish 70mm x 70mm	P75 - 2.4



# FENCE PANELS, POSTS & ACCESSORIES



## PREMIUM WOVEN

<i>Size</i>	<i>Order Code</i>
180cm x 180cm	PW180
150cm x 180cm	Special order only
120cm x 180cm	Special order only
30mm x 66mm x 1.8m	CAP5G

**FENCE  
POSTS**  
SEE PAGE 26



## SMOOTH PLANED PINE POSTS 4 way rounded top

<i>Size – 2/4 ex log</i>	<i>Order Code</i>
100mm x 100mm x 1.8m PAR to finish 90mm x 90mm	SP100 - 1.8
100mm x 100mm x 2.4m PAR to finish 90mm x 90mm	SP100 - 2.4



# FENCE PANELS, POSTS & ACCESSORIES



## ELITE SLATTED TOP

*Sizes*

180cm x 180cm

Framing size: 45mm x 70mm  
Smooth planed slats.

*Order Code*

EST180



## OMEGA LATTICE

*Size*

180cm x 180cm


*Order Code*

OL180



# FENCE PANELS, POSTS & ACCESSORIES

5 HEIGHT  
OPTIONS



## FEATHEREDGE

<i>Size</i>	<i>Order Code</i>
180cm x 183cm	FEP180G
165cm x 183cm	FEP165G
150cm x 183cm	FEP150G
120cm x 183cm	FEP120G
90cm x 183cm	FEP90G


Board = 2ex 22mm x 125mm, Fully Framed = 32mm x 47mm battens.  
All our Featheredge panels are constructed with ½ lapped framing joints.  
Brown available on request, both colours pressure treated.





# FENCE PANELS, POSTS & ACCESSORIES

**3 HEIGHT  
OPTIONS**



## DOUBLE SIDED PALING

<i>Size</i>	<i>Order Code</i>
180cm x 183cm	DSP180
150cm x 183cm	DSP150
120cm x 183cm	DSP120



DSP150



DSP120



**FENCE  
POSTS**  
SEE PAGE 26

## SMOOTH PLANED PINE POSTS 4 way rounded top

<i>Size – 2/4 ex log</i>	<i>Order Code</i>
100mm x 100mm x 1.8m PAR to finish 90mm x 90mm	SP100 - 1.8
100mm x 100mm x 2.4m PAR to finish 90mm x 90mm	SP100 - 2.4



## WHAT MAKES KDM PRODUCTS SUPERIOR?

The UK outdoor timber products market has experienced major developments in added value products over the last 20 years. KDM has been at the forefront of these developments and enhanced its position as the market leader through the use of new technology, improved product design and attention to detail. We have continued to improve key product features and maintain our business principles to ensure our products stand out from the competition and remain the leading brand in the market.

### SELECTION



#### LOG SELECTION

When using natural resources careful selection is the fundamental ingredient in creating successful products. All raw material is hand selected to suit the individual, intended components. It is vital that each component is produced from the appropriate section of the log and made from the highest quality raw material.

#### PRODUCT DESIGN

We aim to offer exclusive and original products that meet the very highest standards of timber manufacturing and design. Whether the product is decorative or functional or a combination of the two our principles remain the same.



### DESIGN



### MANUFACTURE



#### PROCESSING & MANUFACTURING

From the initial stages each piece is checked twice and hand selected ensuring all defects are excluded. Timber is a natural product, the grading process is essential to ensure the highest quality standards are maintained.


#### TREATMENT

Excluding the Willow, Hazel and Oak all other products are pressure treated to use class 3 or 4 with the highest quality preservative. The treatment is designed to enhance the product and extend the life span, they will require further treatment in time. Products intended for in-ground contact are treated to use class 4 to provide a longer life span, save the customer financially and have a reduced impact on the environment.

#### PHILOSOPHY

KDM's philosophy is to continually improve specifications, including but not restricted too; the size and number of components, timber profiles, product design, quality of fixings, treatment and manufacturing developments.

### TREATMENT





# FENCE PANELS, POSTS & ACCESSORIES

**Choosing the right fence post** is an important part of the overall look and longevity of your fencing. At KDM, we produce four types of post, which are all planed and treated to Use Class 4 to assist in the safeguarding against environmental conditions and come with a 10 year warranty. We produce two styles; smooth planed and ribbed, they are available in 4 way and 2 way rounded top. Our smooth planed posts are ideally suited to the following panels and corresponding gates:- VP, SDS, T&G range, SLA, EST, OL, PW, also all of our planed border and picket products, decorative lattice ranges and decking. Our two profiles of ribbed posts, 4-way and 'H' posts, are ideally suited to the following panels and corresponding gates:- OLT, ALT, AH, HLT, VA, and SH.



## PLANED & RIBBED PINE POSTS 4 way rounded top

<i>Size – 2/4 ex log</i>	<i>Order Code</i>
100mm x 100mm x 1.8m PAR to finish 90mm x 90mm	P100 - 1.8
100mm x 100mm x 2.4m PAR to finish 90mm x 90mm	P100 - 2.4
100mm x 100mm x 2.7m PAR to finish 90mm x 90mm	P100 - 2.7
75mm x 75mm x 1.8m PAR to finish 70mm x 70mm	P75 - 1.8
75mm x 75mm x 2.4m PAR to finish 70mm x 70mm	P75 - 2.4



## SMOOTH PLANED PINE POSTS 4 way rounded top

<i>Size – 2/4 ex log</i>	<i>Order Code</i>
100mm x 100mm x 1.8m PAR to finish 90mm x 90mm	SP100 - 1.8
100mm x 100mm x 2.4m PAR to finish 90mm x 90mm	SP100 - 2.4



## SMOOTH PLANED PINE POSTS 2 way rounded top

<i>Size – 2/4 ex log</i>	<i>Order Code</i>
100mm x 100mm x 1.35m PAR to finish 90mm x 90mm	SP100 - 1.35

Ideally suited to KDM's border, picket and decking products.



## PLANED & RIBBED PINE H POST Square both ends

<i>Size – 2/4 ex log</i>	<i>Order Code</i>
100mm x 100mm x 2.4m PAR to finish 90mm x 90mm	H100 - 2.4



## SMOOTH PLANED PINE POSTS Square both ends

<i>Size – 2/4 ex log</i>	<i>Order Code</i>
100mm x 100mm x 3m PAR to finish 90mm x 90mm	SP100 - 3.0
100mm x 100mm x 3.6m PAR to finish 90mm x 90mm	SP100 - 3.6



All Ribbed & Smooth Planed posts treated to Use Class 4 are individually marked and carry a 10 year warranty. To comply with the warranty terms and conditions all posts must be annually retreated at ground level to maintain the product and protect the timber against fungal and insect attack.



# FENCE PANELS, POSTS & ACCESSORIES



## BALL

Sizes	Order Code
75mm	B75
100mm	B100



## ACORN

Sizes	Order Code
75mm	A75
100mm	A100



## POST CAP

Sizes	Order Code
90mm x 90mm	PC1
120mm x 120mm	PC3



## REPAIR KIT SLATS

Size	Order Code
9mm x 95mm x 1.75m	RK-Slats



## PANEL EXTENSION KIT

Size	Order Code
14mm x 44mm x 1.8m	PEK

Smooth planed.  
To convert metric (W180cm) panels to imperial (W183cm)



## REPAIR KIT FRAMING

Profile	Order Code
Single groove	RK-SGF

For V Arched and HDL products



## REPAIR KIT FRAMING

Profile	Order Code
Double groove	RK-DGF

For all Horizontal Slat Panels



# FENCING COMPONENTS

**NEW**



## PLANED ANGLED BATTENING

<i>Sizes</i>	<i>Order Code</i>
--------------	-------------------

32mm x 75mm x 3.6m	PAB3275-3.6
--------------------	-------------

15° angle PAR to finish 28mm x 70mm  
Rounded edges



## PLANED BATTENING

<i>Sizes</i>	<i>Order Code</i>
--------------	-------------------

25mm x 50mm x 3.6m	BAT2550-3.6
--------------------	-------------

25mm x 50mm x 4.2m	BAT2550-4.2
--------------------	-------------

PAR to finish 22mm x 47mm – Rounded Edges



## PLANED GRAVEL BOARD

<i>Size</i>	<i>Order Code</i>
-------------	-------------------

50mm x 150mm x 1.8m	GB18
---------------------	------

PAR to finish 45mm x 145mm



## APEX REBATED CAPPING

<i>Size</i>	<i>Order Code</i>
-------------	-------------------

30mm x 65mm x 1.8m	CAP6G
--------------------	-------

*Ideal for all flat top panels*



## PREMIUM PANEL CAPPING

<i>Size</i>	<i>Order Code</i>
-------------	-------------------

30mm x 65mm x 1.8m	CAP5G
--------------------	-------

*Ideal for all flat top panels*



# TONGUE & GROOVE GATES



## TONGUE & GROOVE LATTICE TOP

*Size*

*Order Code*

180cm x 90cm

TGLTG180



## ELITE TONGUE & GROOVE

*Size*

*Order Code*

175cm x 90cm

ETG180

*Planed framing, fully framed, ledged and braced. Includes capping.*



## TONGUE & GROOVE

*Size*

*Order Code*

180cm x 90cm

TG180



## FLAT TONGUE & GROOVE

*Size*

*Order Code*

180cm x 90cm

FTG180



# EUROPEAN GATES



## ARCHED LATTICE TOP

*Size*

180cm x 90cm

*Order Code*

ALTG180



## ARCHED HORIZONTAL

*Size*

180cm x 90cm

*Order Code*

AHG180



## 'V' ARCHED

*Size*

180cm x 90cm

*Order Code*

VAG180



All gates on this page feature inbuilt handle support



## PLANED & RIBBED PINE POSTS

4 way rounded top

**FENCE POSTS**  
SEE PAGE 26



# EUROPEAN GATES



## HORIZONTAL LATTICE TOP

<i>Size</i>	<i>Order Code</i>
180cm x 90cm	HLTG180



## SUPERIOR DOUBLE SLATTED

<i>Size</i>	<i>Order Code</i>
180cm x 90cm	SDSG180



## SQUARE HORIZONTAL

<i>Size</i>	<i>Order Code</i>
180cm x 90cm	SHG180



## ANTHRACITE GREY SLATTED

<i>Size</i>	<i>Order Code</i>
180cm x 90cm	SDSG180AG

**WE RECOMMEND LONG HINGES ARE USED WHEN HANGING THE FLAT TOP GATES**

All gates on this page feature inbuilt handle support



# FEATHEREDGE GATES



## ELITE FEATHEREDGE BROWN

<u>Size</u>	<u>Order Code</u>
175cm x 90cm	FEG180PB

*Planed framing, fully framed, ledged and braced. Includes capping.*



## ELITE FEATHEREDGE GREEN

<u>Size</u>	<u>Order Code</u>
175cm x 90cm	FEG180PG

*Planed framing, fully framed, ledged and braced. Includes capping.*



## FEATHEREDGE GATE

<u>Size</u>	<u>Order Code</u>
175cm x 90cm (Brown)	FEG180SB
175cm x 90cm (Green)	FEG180SG

*Sawn framing, fully framed, ledged and braced.*





# GARDEN GATES



**GREAT  
VALUE**

## PREMIUM PICKET GATE

*Size*

*Order Code*

90cm x 90cm

PPG90

*Includes mortice and tenon joints, 70mm x 70mm end supports, planed and chamfered edges.*



## ANGLE TOP GATE

*Size*

*Order Code*

90cm x 90cm

ATG90



## REGENCY

*Size*

*Order Code*

90cm x 90cm

RG90



## ELITE CROSS TOP

*Size*

*Order Code*

90cm x 90cm

ECTG90



## CROSS TOP

*Size*

*Order Code*

90cm x 90cm

CTG90



## BORDER & DECK PANELS

**GATE TO  
MATCH  
SEE PAGE 33**



### ELITE CROSS TOP

*Size*

90cm x 180cm

*Order Code*

ECT90

**FENCE  
POSTS  
SEE PAGE 26**



**GATE TO  
MATCH  
SEE PAGE 33**



### CROSS TOP

*Size*


90cm x 180cm

*Order Code*

CT90



## BORDER & DECK PANELS



### SLATTED BORDER

*Size*

*Order Code*

90cm x 180cm

SLA90



### ANGLE TOP PANEL & GATE

*Size*

*Order Code*

Panel 90cm x 180cm


AT90

Gate 90cm x 90cm

ATG90



# DECORATIVE LATTICE



DT1



DT20



DT21



DT3




DT5

## DIAMOND LATTICE

Profile	Size	Code
Convex	30cm x 183cm	DT1
Corner	45cm x 45cm	DT20
Omega	30cm x 183cm	DT21
Convex	45cm x 183cm	DT3
Convex	60cm x 183cm	DT5
Rectangle	30cm x 183cm	DT7
Rectangle	45cm x 183cm	DT8
Rectangle	60cm x 183cm	DT9
Rectangle	90cm x 183cm	DT10
Rectangle	120cm x 183cm	DT11
Rectangle	150cm x 183cm	DT12
Rectangle	180cm x 183cm	DT13
Convex	160cm x 183cm	DT14

Measurements are shoulder heights x width.  
+ 11cm for Arch measurements  
+ 20cm for DT14



Planed all round with rounded corners  
Framing = 30mm x 30mm  
45mm x 45mm (DT13, DT14)  
Lattice Width = 20mm  
Lattice Thickness = 8mm  
Lattice Gaps from Inside Edges = 40mm



DT7



DT8



DT9



DT10



DT11



DT14 Convex



DT13



# DECORATIVE LATTICE

## PRIVACY LATTICE


Profile	Size	Code
---------	------	------

Convex	30cm x 183cm	PL1
Omega	30cm x 183cm	PL21
Convex	45cm x 183cm	PL3
Rectangle	30cm x 183cm	PL7
Rectangle	45cm x 183cm	PL8
Rectangle	60cm x 183cm	PL9
Rectangle	90cm x 183cm	PL10
Rectangle	120cm x 183cm	PL11
Rectangle	150cm x 183cm	PL12
Rectangle	180cm x 183cm	PL13

Measurements are shoulder heights x width.  
+ 11cm for top of Arch measurements




PL1




PL21



PL3



PL10



PL11



PL7


Planed all round with rounded corners  
Framing = 35mm x 30mm  
Framing = 45mm x 45mm (PL13)  
Lattice Width = 20mm  
Lattice Thickness = 8mm  
Lattice Gaps from Inside Edges = 20mm



PL8



PL9



PL12



PL13




# DECORATIVE LATTICE



HDL1



HDL3



HDL5



HDL7

## HEAVY DIAMOND LATTICE

Profile	Size	Code
Convex	30cm x 180cm	HDL1
Convex	30cm x 183cm	HDL1 <b>IMP</b>
Convex	45cm x 180cm	HDL3
Convex	60cm x 180cm	HDL5
Rectangle	30cm x 180cm	HDL7
Rectangle	30cm x 183cm	HDL7 <b>IMP</b>
Rectangle	45cm x 180cm	HDL8
Rectangle	60cm x 180cm	HDL9
Rectangle	90cm x 180cm	HDL10
Rectangle	120cm x 180cm	HDL11
Rectangle	150cm x 180cm	HDL12
Square	180cm x 180cm	HDL13

Measurements are shoulder heights x width.  
+ 20cm for top of Arch measurements



Planed all round with rounded corners  
Framing = 45mm x 45mm  
Lattice Width = 40mm  
Lattice Thickness = 8mm  
Lattice Gaps from Inside Edges = 70mm




HDL8



HDL9



HDL10



HDL11



HDL12



HDL13



# DECORATIVE LATTICE

## PLANED SQUARE TRELLIS


Profile	Size	Code
Rectangle	30cm x 183cm	ST7
Rectangle	45cm x 183cm	ST8
Rectangle	60cm x 183cm	ST9
Rectangle	90cm x 183cm	ST10
Rectangle	120cm x 183cm	ST11
Rectangle	150cm x 183cm	ST12
Square	180cm x 183cm	ST13




ST7



ST8




ST10




ST9



*Planed all round with rounded corners*  
*Trellis Width = 30mm*  
*Trellis Thickness = 10mm*  
*Trellis Gap from inside edges = 50mm*



ST11



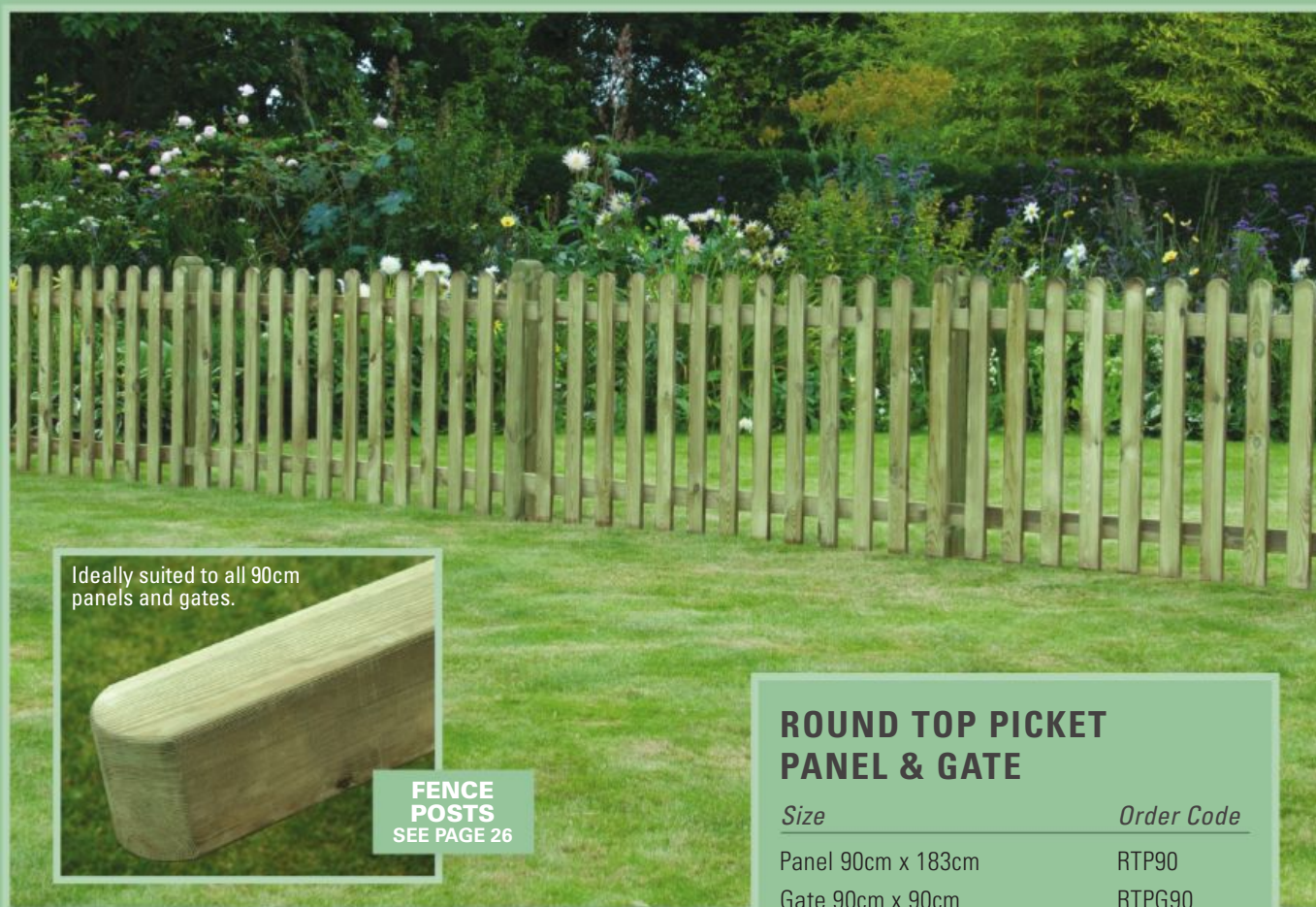
ST12



ST13



# PICKET PANELS, GATES & COMPONENTS



Ideally suited to all 90cm panels and gates.

**FENCE  
POSTS**  
SEE PAGE 26

## ROUND TOP PICKET PANEL & GATE

<i>Size</i>	<i>Order Code</i>
Panel 90cm x 183cm	RTP90
Gate 90cm x 90cm	RTPG90

Smooth Planed Boards & Rails, Boards = 19mm x 70mm, Gaps = 70mm



## ROUND TOP PICKET PANEL & GATE

<i>Size</i>	<i>Order Code</i>
Panel 120cm x 183cm	RTP120
Gate 120cm x 90cm	RTPG120

Smooth Planed Boards & Rails, Boards = 19mm x 70mm, Gaps = 70mm



# PICKET PANELS, GATES & COMPONENTS



## ELITE ROUND TOP PICKET PANEL & GATE

### *Size*

Panel 90cm x 183cm

Gate 90cm x 90cm

### *Order Code*

ERTP90

ERTPG90

Smooth Planed with Rounded Edges, Boards = 25mm x 75mm, Gaps = 45mm



## PREMIUM PICKET GATE

### *Size*

90cm x 90cm

### *Order Code*

PPG90

*Includes mortice and tenon joints, 70mm x 70mm end supports, planed and chamfered edges.*



# PICKET PANELS, GATES & COMPONENTS



## PLANED, ROUND TOP PICKET BOARDS

<i>Sizes</i>	<i>Order Code</i>
19mm x 70mm x 0.9m	PB900RND
19mm x 70mm x 1.2m	PB1200RND

*Other sizes and specifications are available on request.*



## PLANED, POINTED TOP PICKET BOARDS

<i>Sizes</i>	<i>Order Code</i>
19mm x 70mm x 0.9m	PB900PTD
19mm x 70mm x 1.2m	PB1200PTD



## SMOOTH PLANED PINE POST 2 way rounded top

<i>Size - 2/4ex log</i>	<i>Order Code</i>
100mm x 100mm x 1.35m	SP100-1.35
PAR to finish 90mm x 90mm	



## PLANED BACK RAIL

<i>Size</i>	<i>Order Code</i>
30mm x 70mm x 1.83m	AR1830



# DECK BOARDS & DECKING ACCESSORIES



## NEWELS

<i>Size</i>	<i>Order Code</i>
Pyramid Top Newel 83mm x 83mm x 1800mm	PN18
Pyramid Top Newel 83mm x 83mm x 1200mm	PN12



## SPINDLES

<i>Size</i>	<i>Order Code</i>
Stop Chamfered Spindle 41mm x 41mm x 895mm	CHS1



## PREMIER HANDRAIL & FILLET

<i>Size</i>	<i>Order Code</i>
42mm x 65mm x 3.6m	PHR2
8mm x 40mm x 3.6m	PF2



## HANDRAIL

<i>Size</i>	<i>Order Code</i>
30mm x 66mm x 2.4m	HR1



## REDWOOD DECK BOARDS

<i>Size</i>	<i>Order Code</i>
32mm x 125mm	DK32125
<i>Planed to finish 28mm x 120mm</i>	
<i>Lengths 3m to 5.4m</i>	



## REDWOOD DECK BOARDS

<i>Size</i>	<i>Order Code</i>
38mm x 150mm	DK38150
<i>Planed to finish 34mm x 145mm</i>	
<i>Lengths 3m to 5.4m</i>	




## REDWOOD DECK BOARDS

<i>Size</i>	<i>Order Code</i>
32mm x 150mm	DK32150
<i>Planed to finish 28mm x 145mm.</i>	
<i>Lengths 3m to 5.4m</i>	
<i>One grooved face and one smooth face</i>	

**NEW**



# ARCHES & PERGOLA COMPONENTS



## OMEGA TOP ARCH

*Size*

D60cm x W125cm<sup>†</sup> x H260cm

*Order Code*

OTA1

<sup>†</sup> width not fixed



## ELITE OMEGA TOP ARCH

*Size*

D75cm x W130cm x H260cm

*Order Code*

EOTA2



## ROSE ARCH

*Size*

D40cm x W100cm x H280cm

*Order Code*

RA1



## FLAT TOP ARCH

*Size*

D60cm x W125cm x H240cm

*Order Code*

FTA1



# ARCHES & PERGOLA COMPONENTS



## PERGOLA COMPONENTS

*Sizes* *Order Code*

Smooth Planed Slotted Posts  
100mm x 100mm x 2.7m, nominal PAR SP

Angled Pergola Rail  
50mm x 100mm x 2.1m, nominal PAR PR1  
50mm x 100mm x 2.7m, nominal PAR PR2  
50mm x 100mm x 3.6m, nominal PAR PR3

Corner Bracing  
50mm x 100mm x 650mm CB1

All pergola rails are smooth planed, end profiled, but not notched.



**DT20**  
SEE PAGE 36



## SMOOTH PLANED PINE POSTS Square both ends

*Size – 2/4 ex log* *Order Code*

100mm x 100mm x 3m  
PAR to finish 90mm x 90mm SP100 - 3.0

100mm x 100mm x 3.6m  
PAR to finish 90mm x 90mm SP100 - 3.6

ALL PERGOLA COMPONENTS ARE SOLD INDEPENDENTLY



# GARDEN FURNITURE



## PREMIUM 'A' FRAME TABLES

Size	Order Code
------	------------

<b>Table top</b> 72cm x 180cm	PB180
----------------------------------	-------

**Overall size**  
150cm x 180cm

**Table and seat bench boards** – 36mm x 140mm

<b>Table top</b> 72cm x 140cm	PB140
----------------------------------	-------

**Overall size**  
150cm x 140cm

**Table and seat bench boards** – 36mm x 140mm



## STANDARD 'A' FRAME TABLE

Size	Order Code
------	------------

<b>Table top</b> 75cm x 180cm	SPB180
----------------------------------	--------

**Overall size**  
160cm x 180cm

**Table and seat bench boards** – 40mm x 115mm



## STANDARD 'A' FRAME TABLE

Size	Order Code
------	------------

<b>Table top</b> 70cm x 150cm	SPB150
----------------------------------	--------

**Overall size**  
150cm x 150cm

**Table and seat bench boards** – 30mm x 85mm



# GARDEN FURNITURE



## ELITE ROUND TABLE & BENCH SEAT

Size	Order Code
------	------------

<b>Table Top</b> Ø 130cm	ERBS
-----------------------------	------

<b>Overall</b> Ø 210cm	
---------------------------	--

<b>Table &amp; Seat Bench</b> <b>Boards</b> – 36mm x 140mm	
---	--

Ø = diameter



## ROUND TABLE & BENCH SEAT

Size	Order Code
------	------------

<b>Table Top</b> Ø 116cm	RBS
-----------------------------	-----

<b>Overall</b> Ø 194cm	
---------------------------	--

<b>Table &amp; Seat Bench</b> <b>Boards</b> – 38mm x 140mm	
---	--

Ø = diameter



## SWING SEAT

Size	Order Code
------	------------

D170cm	SWS1
W210cm	
H190cm	
Seat W140cm	



# GARDEN FURNITURE



## CLASSIC BENCH

<i>Size</i>	<i>Order Code</i>
180cm	B180
150cm	B150
120cm	B120



## OAK BENCH

<i>Size</i>	<i>Order Code</i>
150cm	OB150

Supplied untreated.



## CARVER & CONVERSATION TABLE

<i>Size</i>	<i>Order</i>
<i>Code</i>	
Carver – 70cm	C70
50cm x 50cm	CT50



# GARDEN FURNITURE



## FARM TABLE & BENCH SET

*Size*

*Order Code*

Table – W72cm x H72cm x L180cm

FTB

Bench – W28cm x H42cm x L180cm



## PATIO DINING SET

*Size*

*Order Code*

Table – W75cm x H75cm x L150cm

PDS

Bench – W37cm x H50cm x L140cm



## COUNTRY STYLE DINING SET

*Size*

*Order Code*

Table – W90cm x H70cm x L180cm

CST180

Bench – 170cm

CSB170

Chair – 50cm

CSC50




# SAWN FENCING & CLADDING

15 YEAR WARRANTY

PRESSURE TREATED TO USE CLASS 4

MARKED FOR 2024



All of our sawn posts are produced from slow grown pine, kiln dried and green pressure treated to Use Class 4. This is the recommended species and treatment standard for in-ground products. All sawn posts come with a 15 year warranty and are marked for traceability.



## PINE 4-WAY POINTED POSTS

Size	Order Code
75mm x 125mm x 1.8m	4WP125-1.8
75mm x 125mm x 2.1m	4WP125-2.1
75mm x 150mm x 1.8m	4WP150-1.8
75mm x 150mm x 2.1m	4WP150-2.1



## RAILS

Size	Order Code
38mm x 87mm x 3.6m	R87-3.6

**SUPERIOR  
QUALITY**



## BLACK DOUBLE PAINTED FEATHEREDGE BOARDS

Size	Order Code
2ex 32mm x 175mm x 4.2m	BF175-4.2
2ex 32mm x 175mm x 4.8m	BF175-4.8
2ex 32mm x 175mm x 5.4m	BF175-5.4

All our featheredge is North European Whitewood and Kiln Dried to 18% prior to being painted black.

KDM's Black Painted Featheredge is double coated to ensure a uniform black covering on all faces. Tikkurila Ultra Pro paint is high quality, environmentally friendly, offers extremely low water absorption and includes biocides for the effective protection of wood. The paint manufacturer indicates the maintenance free period is up to 10 years.





# CREOSOTE PRODUCTS

**ALL CREOSOTE PRODUCTS HAVE A 25 YEAR DESIRED SERVICE LIFE.**

All of our sawn posts and rails are produced from slow grown pine, kiln dried and creosote treated.




## CREOSOTE CUNDY POLES

<i>Size</i>	<i>Order Code</i>	<i>Size</i>	<i>Order Code</i>
50-75mm x 1.65m	CCP5075-1.65	150-175mm x 2.1m	CCP150175-2.1
75-100mm x 1.65m	CCP75100-1.65	150-175mm x 2.4m	CCP150175-2.4
75-100mm x 1.8m	CCP75100-1.8	175-200mm x 2.4m	CCP175200-2.4
75-100mm x 2.4m	CCP75100-2.4	200-225mm x 2.4m	CCP200225-2.4
100-125mm x 1.8m	CCP100125-1.8		
100-125mm x 2.1m	CCP100125-2.1		



## CREOSOTE 4-WAY POINTED POST

<i>Size</i>	<i>Order Code</i>
75mm x 125mm x 1.8m	CP75125-1.8
75mm x 125mm x 2.1m	CP75125-2.1



## CREOSOTE GATE POSTS 4-way weathered top

<i>Size</i>	<i>Order Code</i>
175mm x 175mm x 2.4m	CGP175-2.4
200mm x 200mm x 2.4m	CGP200-2.4



## CREOSOTE SAWN RAIL

<i>Size</i>	<i>Order Code</i>
38mm x 87mm x 3.6m	CR3887-3.6

**OTHER SIZES AVAILABLE ON REQUEST**




# MACHINE ROUNDS

## USE CLASS 4 MACHINE ROUNDS



15 YEAR DESIRED SERVICE LIFE

KILN DRIED TO 26% OR BELOW

MARKED FOR 2024



*This is the recommended species and treatment standard for in-ground products. Each post is individually marked for traceability.*



## USE CLASS 4 **NEW FOR 2024**

Produced from slow grown pine

Size	Order Code
75mm x 1.65m (P&C)	UC4/MR75-1.65
75mm x 1.8m (P&C)	UC4/MR75-1.8
75mm x 2.4m (P&C)	UC4/MR75-2.4
100mm x 1.65m (P&C)	UC4/MR100-1.65
100mm x 1.8m ½ (P&C)	UC4/HR100-1.8
100mm x 1.8m (P&C)	UC4/MR100-1.8
100mm x 2.4m (P&C)	UC4/MR100-2.4
150mm x 2.4m (P&C)	UC4/MR150-2.4
150mm x 3.6m (C&C)	UC4/MR150-3.6

P&C = Pointed & Chamfered

C&C = Chamfered both ends

## USE CLASS 3

Size	Order Code
60mm x 1.65m (P&C)	MR60-1.65
60mm x 1.8m (P&C)	MR60-1.8
75mm x 1.65m (P&C)	MR75-1.65
75mm x 1.8m (P&C)	MR75-1.8
75mm x 2.4m (P&C)	MR75-2.4
85mm x 1.65m (P&C)	MR85-1.65
85mm x 1.8m (P&C)	MR85-1.8
100mm x 1.8m (P&C)	MR100 -1.8
100mm x 2.4m (P&C)	MR100-2.4
100mm x 3.66m ½ (SQ End)	HR100-3.66
100mm x 3.66m (SQ End)	MR100-3.66

SQ End = Square End

*Depending on the application and desired service life each product has its benefits. Our UC3 machine rounds are produced from a mix of slow grown spruce and pine.*




# LANDSCAPING & GARDEN PRODUCTS



## OAK SLEEPERS

<i>Size</i>	<i>Order Code</i>
100mm x 200mm x 2.4m	OS10020024
Supplied untreated.	



## SOFTWOOD SLEEPERS

<i>Size</i>	<i>Order Code</i>
100mm x 200mm x 2.4m	S10020024



## PLANED SOFTWOOD SLEEPERS Rounded edges

<i>Size</i>	<i>Order Code</i>
90mm x 190mm x 2.4m	PS9019024



## SITE PEGS

<i>Size</i>	<i>Order Code</i>
48mm x 48mm x 450mm	PEG450
48mm x 48mm x 600mm	PEG600



## LOG ROLL

<i>Size</i>	<i>Order Code</i>
H150mm	LR150
H225mm	LR225
H300mm	LR300
H375mm	LR375

Diameter 70mm ½ round, Length 1.8m



# LANDSCAPING & GARDEN PRODUCTS

**NEW**



## PROFILED RECTANGULAR PLANTER

<i>Size</i>	<i>Order Code</i>
L100cm x H45cm x W50cm	PRP100

**NEW**



## PROFILED SQUARE PLANTER

<i>Size</i>	<i>Order Code</i>
L50cm x H45cm x W50cm	PSP50

**NEW**



## SMOOTH RECTANGULAR PLANTER

<i>Size</i>	<i>Order Code</i>
L100cm x H45cm x W50cm	SRP100

**NEW**



## SMOOTH SQUARE PLANTER

<i>Size</i>	<i>Order Code</i>
L50cm x H45cm x W50cm	SSP50



## LONG RECTANGULAR PLANTER

<i>Size</i>	<i>Order Code</i>
L180cm x H45cm x W38cm	LRP

**NEW**



## RAISED RECTANGULAR PLANTER

<i>Size</i>	<i>Order Code</i>
L150cm x H75cm x W45cm	RRP



# LANDSCAPING & GARDEN PRODUCTS



## SQUARE PLANTER

*Sets of 2*

*Order Code*

Medium 50cm x 50cm

SQP

Large 65cm x 65cm



## PLANTER & TRELLIS

*Size*

*Order Code*

153cm x 50cm x 100cm

PT



## RECTANGULAR PLANTER

*Sets of 2*

*Order Code*

Medium 29cm x 40cm x 70cm

RP

Large 34cm x 52cm x 82cm



## DOUBLE DUSTBIN COVERS

*Size*

*Order Code*

W145cm x D86cm x H125/110cm

DDC



## LOG STORE

*Size*

*Order Code*

W200cm x D90cm x H150/140cm

LS1

To maintain the company's policy of continuous product development we reserve the right to change and improve specifications. As with all natural timber products they will be subject to movement and deterioration as they season. This may become evident with shakes, splits and warping. Timber is a natural product and these are not considered to be a fault or defect.





Supplying and Building  
**A-Rated** Energy Efficient  
Homes for the Future



**SVENSK**  
HOMES  
create your perfect home

For further information please visit  
[www.svenskhomes.co.uk](http://www.svenskhomes.co.uk)



**KDM**

Timber & Forest Products

SPECIALIST SUPPLIERS TO THE TRADE

[www.kdm.co.uk](http://www.kdm.co.uk)

DEALER'S STAMP

All products must be ordered through a KDM designated dealer